



PC Requirements

Operating System	
32-bit	Windows® XP SP3 Windows® Vista SP1 Windows® 7
64-bit	Windows® 7
Instrument Connection Cables	
Spark®	DVX008 IR to serial interface cable DVX009 IR to USB interface cable DVX010 IR to USB interface cable
HVM100	CBL006 serial port interface cable
SoundTrack LxT®	CBL138 USB Cable (mini B to A)
Serial to USB	DVX008A Serial to USB converter can be used with DVX008 and CBL006



	Spark 703+, 705+, 706, 706RC	Spark 703, 705	SoundTrack LxT®	HVM100
Software Features				
Built-in Database with Search by Instrument	✓	✓	✓	✓
Built-in Database with Search by Level	✓	✓		
Calculate Exposure Contribution from Event	✓	✓		✓
Adjust Start/Stop times; Recalculate Dose	✓	✓		✓
Exclude data which is not work-related	✓	✓		✓
Edit Data to Reflect Eng./Admin. Controls	✓	✓		✓
Merge Sequential Data Records	✓	✓		✓
Average Multiple Results Records	✓	✓		✓
Site License - Multiple PC installs	✓	✓	✓	✓
Your Logo on Reports (user selectable)	✓	✓	✓	✓
Adjustable Criterion Level/Duration (post-test)	✓	✓		
Export Data to Spreadsheet Programs	✓	✓	✓	✓
Copy / Paste Graph	✓	✓	✓	✓
Statistical Distribution table in .5 and 1 dB bins	✓	✓	✓	
Adjustable Ln Percentiles (post-test)	✓	✓	✓	
Include Pre- and Post-Cal data on Report	✓	✓	✓	
Combine Time History Intervals	✓	✓		
Add Text Annotation to Graph	✓	✓	✓	✓
Store Multiple Instrument Configurations	✓	✓	✓	✓
Choose Display Metrics on Graph	✓	✓		✓
Graph Multiple Files - superimposed	✓	✓		✓
Customer Support 24/7	✓	✓	✓	✓
Reports Generated				
General (overall) Information Report	✓	✓	✓	✓
Modified General Information Report	✓			✓
Multiple Dose Report	✓	✓	✓	
Summary Report (with Graph)	✓	✓	✓	✓
Modified Summary Report (with Graph)	✓			
Detailed Event Report	✓	✓		
Condensed Event Report	✓	✓		
Time History Line Graph	✓	✓		✓
Modified Time History Line Graph	✓			✓
Detailed Time History Bar Graph	✓			✓
Frequency Spectrum Bar Graph			✓	
Statistical Distribution Report	✓		✓	
Statistical Distribution Graph	✓	✓	✓	

Blaze® Software is licensed on a per site basis, meaning you can install it on as many PC's as you need at a licensed site.



3425 Walden Avenue, Depew, NY 14043-2495 USA
Phone 716-926-8243
Toll-Free in USA 888-258-3222
Fax 716-926-8215 **E-mail** sales@larsondavis.com
Web Site www.larsondavis.com

For environmental noise monitoring and building acoustics, Larson Davis offers a full line of instruments, accessories and software. For personal noise and vibration exposure monitoring, Larson Davis complements this with sound level meters, personal noise dosimeters, human vibration meters, audiometric calibration systems and hearing conservation programs.

Visit www.larsondavis.com to locate your nearest sales office

© 2015 PCB Group, Inc. In the interest of constant product improvement, specifications are subject to change without notice. PCB, and ICP are registered trademarks of PCB Group Inc., SoundTrack LXT, Spark and Blaze are registered trademarks of PCB Piezotronics, Inc. HV Manager is a trademark of PCB Piezotronics, Inc. All other trademarks are properties of their respective owners.



Blaze® Software

Analysis, Report Generation and Management of Noise & Vibration Data for Personal Exposure and Compliance

Highlights

- Easy-to-use, uncluttered
- Concise report generation
- Interfaces with Spark® Noise Dosimeters, SoundTrack LxT® Sound Level Meters, HVM100 Human Vibration Meter
- Instrument set-up and control
- Export & copy/paste functions
- Advanced analysis & modified data representations
- Site license – multiple installs

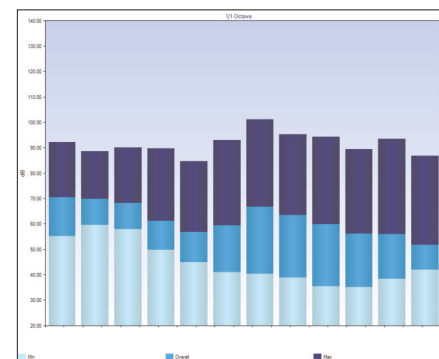
Applications

- Regulatory Compliance Data Reporting
- Engineering / Administrative Controls Viability Analysis
- Employee Exposure Records Management
- Noise Control Opportunity Identification



Blaze® is a easy-to-use, yet powerful software tool for producing precise data reports and presentations to share with colleagues, workforce, and management. With easy USB, serial or IR connection, you will go from measurement download to finished report in seconds.

Whether you need a one-page compliance report or a detailed breakdown of noise and vibration data, Blaze® delivers and supports the complete line of Larson Davis Industrial Hygiene products including the Spark® Series of Personal Noise Dosimeters, SoundTrack LxT® Sound Level Meter, and HVM100 Vibration Exposure meter. Our "no-hassle" site-license software agreement means you'll never be hit with recurring licensing fees or other additional costs, should you choose to install Blaze® on other PC's or laptops within your organization.



1/3 OCTAVE DATA REPORT (From SoundTrack LxT®)



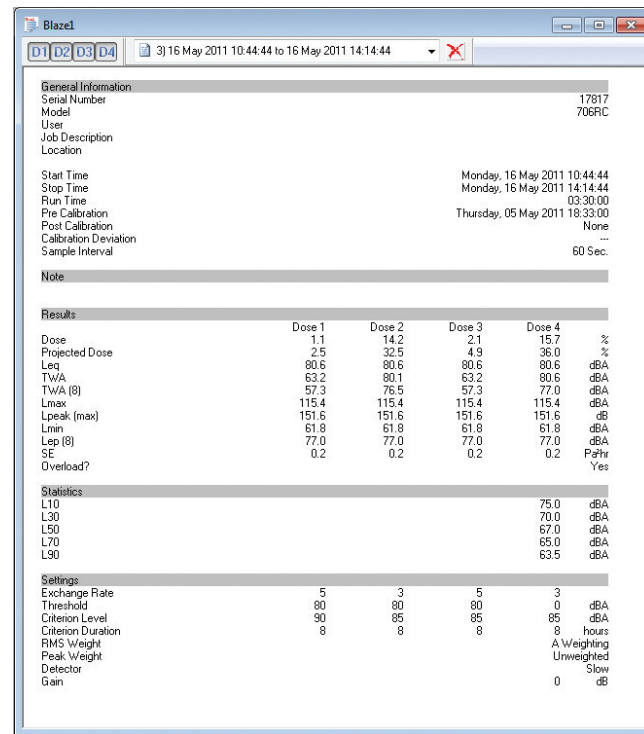


REPORTS THAT DELIVER ANSWERS... CLEAR AND CONCISE

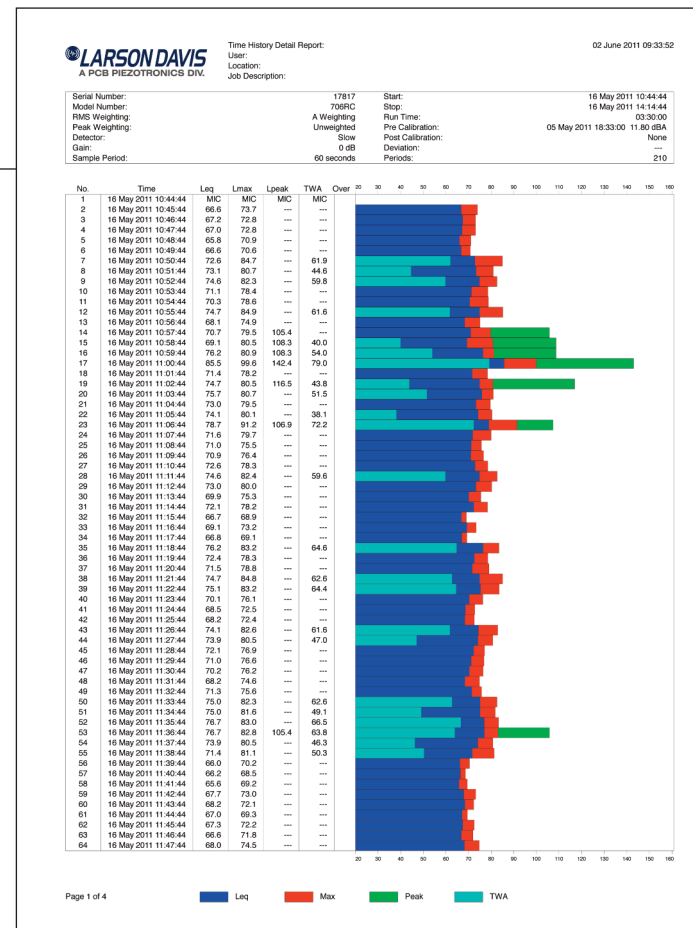
Blaze offers a variety of pre-formatted reports that provide you with management ready documents from basic to highly detailed. Examples of Formatted Reports include (partial list):

- **General Information report: overall data** – Compare multiple dose, projected dose and TWA with different exchange rates, thresholds, etc.
- **Summary report: overall exposure data with graph of time history** – Compliance data and a graph of the levels throughout the day – all one on page!
- **Modified Summary Report:** As above, with modifications to sections of data – remove non-work related exposure, show proposed engineering controls, effect of de-rated NRR's, etc.
- **Detailed Event Report:** Show only those times when the noise levels have exceeded a point of interest; like Leq (avg) >90dB, Lmax > 115dB, Lpk > 140 dB (all user selectable)

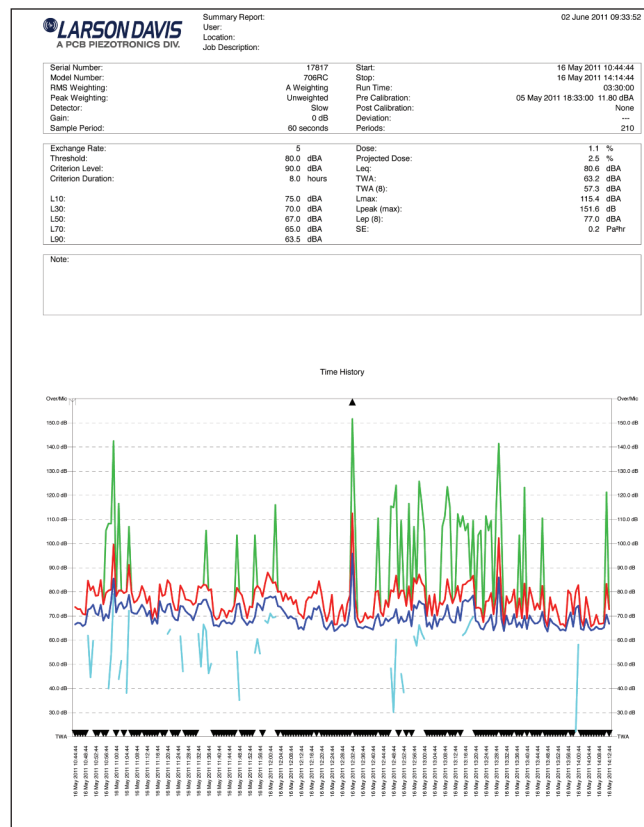
Note: Time History Report and Modified Summary Report not available for SoundTrack Lx1®



GENERAL INFORMATION REPORT



DETAILED TIME HISTORY REPORT



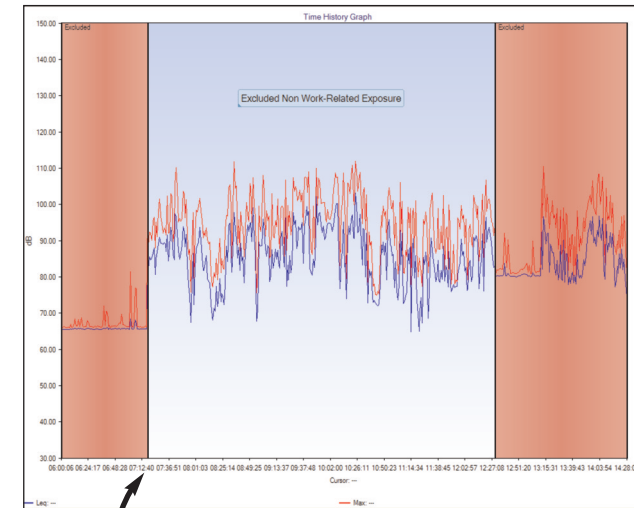
SUMMARY REPORT



ADVANCED FEATURES for BETTER ANALYSIS and PROBLEM SOLVING

By accessing the advanced features, you can provide higher-level analysis of the work environment with additional annotation as needed. Advanced functions include:

- Removal of artifacts and non-work related exposure
- Exposures recalculated for exact shift length
- Adjustment of levels to model proposed engineering or administrative controls
- Direct comparison of simultaneous exposures from >1 worker on graph
- Annotation of graphs with notes for better understanding



ORIGINAL AND MODIFIED DATA DISPLAYED ON REPORT

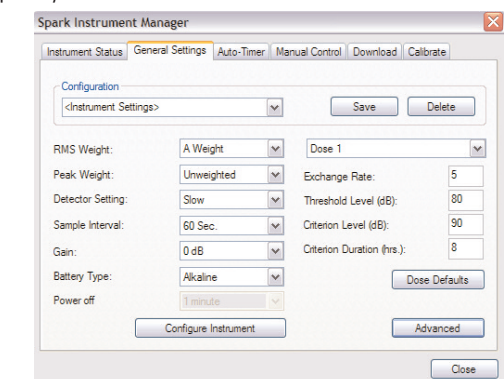
Results	Dose 1	Dose 2	Dose 3	Dose 4	%
Dose:	104.9	363.2	106.0	106.0	
Projected Dose:	275.9	550.5	98.9	150.0	
Leq:	89.4	89.4	89.4	89.4	dBa
TWA:	89.4	89.4	84.9	84.9	dBa
TWA (8):	89.7	87.9	85.3	82.4	dBa
Lmax:	111.9	111.9	111.9	111.9	dBa
Lpeak (max):	135.1	135.1	135.1	135.1	dB
Lmin:	46.4	46.4	46.4	46.4	dBa
Lep (8):	89.7	87.9	89.7	87.9	dBa
SE:	3.0	3.0	3.0	3.0	Pdhr
Overload?					No



MULTIPLE SAMPLES ON ONE GRAPH

INSTRUMENT SET-UP AND CUSTOM CONFIGURATIONS ARE A SNAP!

Blaze Instrument Manager functions provide complete set-up and control of your Larson Davis instruments – prepare and store multiple test parameters, set calculation variables for various standards, and field calibrate the instrument and sensor(s). Special configurations can be stored for future retrieval. Even set automatic start and stop times for unattended operation or back-to-back work-shifts. Calibration data are stored in a calibration log file for quality assurance.



INSTRUMENT MANAGER